



LEARNING BY THE LAKES



IDA Annual Conference

Great Southern Hotel | Killarney | April 23-25, 2026

Begin

A woman, a young woman, and a man are standing in front of a green building with a sign that reads 'SULLIVAN'S SEAFOODS EST. 2005'. The woman on the left is wearing a dark jacket and a scarf. The young woman in the middle is wearing a blue shirt and a dark vest, holding a tablet. The man on the right is wearing a brown jacket. The background shows a clear blue sky and some cardboard boxes in the foreground.

Our dedicated business teams are here to support you

Whether you're starting or growing your business, we have a range of solutions to help.

Search 

Bank of Ireland Business



**Bank of
Ireland**

Bank of Ireland is regulated by the Central Bank of Ireland.

Welcome from your President

It is my great pleasure to extend a warm welcome to our Annual Conference 2026 – Learning by the Lakes. This event remains the largest gathering of dental practitioners in Ireland, and I am delighted that we are returning to the beautiful Great Southern Hotel, Killarney, in the Kingdom of Kerry.

This year's programme offers an exceptional opportunity to enrich your experience. On Thursday, April 23 delegates can choose from four hands-on courses and lecture programmes. In addition, we are thrilled to introduce a new Saturday hands-on course with the renowned Dr Tif Qureshi. These sessions are designed to provide practical skills and in-depth knowledge, ensuring you are well prepared for the dynamic discussions and presentations that follow.

We are privileged to welcome a remarkable line up of world-class speakers. I am especially pleased to highlight Dr Céline Higton and Dr David Gerdolle, who will collaborate on Thursday and deliver two joint lectures on Friday. Dr Erik-Jan Muts will also join us on Thursday with his popular course in restorative dentistry. Alongside these international leaders, we are proud to showcase an exciting roster of national speakers covering a wide range of topics to suit every interest.

Do not miss the largest dental trade show in Ireland, taking place on Friday and Saturday, with over 55 exhibitors. And for the first time ever, the IDA is hosting a dedicated day-long course for practice managers on Saturday, April 25 – a pioneering initiative in Ireland that promises engaging content and invaluable insights.

I encourage you to join us for what promises to be a truly inspiring few days in Kerry. Bring your dental team, invite your colleagues, and take advantage of this unique opportunity to reconnect with old friends and forge new ones.

Thank you for your participation and support. I look forward to an engaging, enlightening, and memorable conference at Learning by the Lakes.

See you in Killarney.



President Elect

Dr Bridget Harrington Barry

Fáilte ón Uachtarán

Tá fíor áthas orm fáilte ollmhór a chur romhaibh go dtí an Chomhdháil Bliantiúil 2026 – Ag Foghlaim Cois Loch. Is í ár gComhdháil Bliantiúil an tionól is mó de hoibrithe fiacloireachta in Éirinn agus tá ríméid orm a bheith ag fillleadh ar an óstán álainn Great Southern i gCill Airne, i Ríocht Chiarraige. I mbliana, tugann an Chomhdháil seans eisceachtúla dos na rannpháirtithe chun cur leis an eispéireas, mar tá ceithre chúrsa ar siúl ar an nDéardaoin 23 Aibreán. Ina theannta san, beimid ag cur cúrsa ar fáil ar an Satharn 25 Aibreán, leis an duine aitheanta Dr Tif Qureshi. Tá na cúrsaí seo eagraithe chun eolas doimhin agus traenáil phraiticiúil a thabhairt daoibh i réimsí éagsúla fiacloireachta ionas go mbeifeá ullamh don ndíospóireacht agus cur i láthair a leanfaidh i rith na comhdhála. Go deimhin, tá sé de phribhléid againn i mbliana, aoi-chainteoirí aitheanta ársa a bheith againn, a roinnfidh a gcuid saineolas orainn ar ábhair ríthábhachtacha éagsúla. Táim thar a bheith lúcháireach fáilte a chur roimh an Dr Céline Higton agus an Dr David Gerdolle – beirt nuálach agus spreagúil agus tá an t-ádh dearg linn go mbeidh siad ag comhoibriú i dteannta a chéile ar chúrsa ar an nDéardaoin agus ag léacht ar an Aoine ar an bpríomh chlár. Beidh an Dr Erik-Jan Muts inár dteannta ar an nDéardaoin do chúrsa ar insíothlú ICON, cúrsa go raibh an-éileamh air, an uair deireanach go raibh a leithéid ann. Chomh maith leis an méid thuas luaite, tá aoi-chainteoirí iontacha againn a gcuirfidh síos ar réimsí éagsúla suimiúla – rud éigint do gach éinne! I dteannta san, nà lig na maidir le sruth maidir leis an aonach trádála is mó sa tír, ar an Aoine agus ar an Satharn, le breis agus 55 seastáin i láthair. Don gcéad uair riamh, tá an CDÉ (IDA) ag cur cúrsa aon lá amháin ar fáil do bhainisteoirí cleachtais fiacloireachta. Níl a leithéid de chúrsa ar fáil in Éirinn faoi láthair agus táimid ar bís a leithéid de chainteoirí a bheith ar an gclár agus ábhair mealltach a phlé acu ar an Satharn 25 Aibreán.

Iarraim oraibh áit a chur in áirithe do chúpla lá iontach i gCiarraige in Aibreán 2026. Tabhair leat do chomhghleacaithe agus na baill ar do fhoireann oibre. Is deis sár-mhaith í chun buaileadh le seana chairde agus aithne a chur ar dhaoine nua.

Míle buíochas as bhur rannpháirtíocht agus táimid ag súil le cúpla lá tarraingteach agus spreagúil ina mbeidh go leor le foghlaim uaidh ag Ag Foghlaim Cois Loch.

Cifimid sibh i gCill Airne.

Fáilte

Registration

All delegates must book/register to attend any part of the Conference. To book, please go to www.dentist.ie. No guests or unregistered delegates are permitted to access any part of the Conference area, including the trade show area.

The registration desk will be open at the following times:

- Thursday 8.30am-3.00pm (for pre-conference bookings only)
- Friday 7.30am-4.00pm
- Saturday 8.30am-3.00pm

Conference badges


Please wear your name badge at all times in the Conference areas. Conference badges must be shown/worn in order to access any lecture hall or trade show area.



Conference Dinner

The Conference Dinner will take place on Saturday, April 25, at the Great Southern Hotel, Killarney. A drinks reception will take place in the front foyer at 7.00pm. Dress code is black tie. A seating plan will be in use.

Irish Dental Association is an ADA CERP Recognised Provider. ADA CERP is a service of the American Dental Association to assist dental professionals in identifying quality providers of continuing dental education. ADA CERP does not approve or endorse individual courses or instructors, nor does it imply acceptance of credit hours by boards of dentistry. Irish Dental Association designates this activity for 12.5 continuing education credits (Friday and Saturday).



Contents

HANDS-ON/PRACTICAL COURSES	6
MAIN CONFERENCE	10
DENTAL NURSES/TEAM PROGRAMME	11
PRACTICE MANAGERS PROGRAMME	15

Our Conference Committee



Dr Greg Creavin



Dr Aoife Crotty



Dr Robin Foyle
Chairman



Dr Sarah Flannery



Elaine Hughes



Dr Seamus Sharkey

Headline speakers 2026



Dr David Gerdolle



Dr Céline Higton



Dr Erik-Jan Muts



Dr Tif Qureshi



Dr Keena Patel



Prof. Avi Banerjee

And lots, lots more

3

DAYS OF LEARNING
& NETWORKING

– SATURDAY –
PRACTICE
MANAGERS DAY

5

HANDS-ON COURSES
TO CHOOSE FROM

– SATURDAY –
DENTAL
TEAM DAY

11

MINIMUM OF
11 CPD HOURS

– FRIDAY AND SATURDAY –
FULL
TRADE SHOW

Social programme including
welcome evening, golf and Conference Dinner

Thursday, April 23

Too much information: why do we make root canal treatment sound so difficult?



Drs Jane O'Regan and Bob Philpott

Full day 9.00am-5.00pm



We are forever being told that root canal treatment involves a series of interconnected steps and that an error early on in the process can be fatal! The reality is that the principles of root canal treatment have remained the same for over a century. There have been mechanical tweaks but the main areas of focus will always be:

- correct access;
- canal location;
- getting to working length; and,
- getting satisfactory obturation results.

Using simulated teeth, we will practise hand and rotary instrumentation techniques, along with multiple obturation methods. The emphasis will be on hands-on practice so that you can return to practice with useful tips to ensure you get the best results possible during your root canal treatment.

At the end of the course, the attendees will:

1. Be able to plan and execute conservative endodontic access.
2. Establish and maintain working length quickly and safely.
3. Identify and execute the most appropriate obturation techniques for their cases.
4. Understand the importance of the final restoration.

The indirect restoration of a caries tooth



Drs Céline Higton and David Gerdolle

Full day 9.00am-5.00pm



Synopsis

The presentation will cover the current concepts of cavity preparation. Biological effects of tooth preparation and restoration on the pulpal complex will be discussed. Is there a need or not for cavity liners? Are the latest dental bonding materials better or are they just more efficient? Which are the newest and best restorative materials? These and other related questions will be answered, with the emphasis on clinically related information for the general dental practitioner.

Learning objectives

Upon completion of this lecture the attendee should be able to:

- discuss the various principals of cavity preparation in relation to the various restorative materials;
- be aware of the long- and short-term reaction of the dental pulp to the various stages of tooth restoration;
- discuss the choice of indirect restorative materials;
- know how best to use these materials; and,
- know what clinical procedures help the longevity of the restorations.

Thursday, April 23

An introduction to guided implant surgery and immediate implant provisional restorations



Drs Advan Moorthy and Mark McLaughlin

Half day 2.00pm-5.00pm



This half-day course provides an introduction to guided dental implant surgery as well as methods to develop the peri-implant soft tissue emergence profile using immediate provisional implant crowns. The course is designed to give delegates a taste for guided surgery and how it can enhance implant treatment outcomes and predictability. Delegates will learn how to fabricate a chairside immediate provisional implant crown – an important consideration in aesthetic implant dentistry.

Course objectives

- Develop an understanding for the indications and applications of guided implant surgery.
- Develop an understanding for the emergence profile design and its importance for stable peri-implant tissues.
- Sample and use guided implant surgery software.
- Place an implant on a model through a surgical guide.
- Fabricate a chairside immediate provisional implant crown using a PMMA 'shell provisional pick-up' technique.

Intended audience

This course is suitable for all dentists with an interest in implant dentistry. Prior dental implant experience is preferable but not essential.

Life hacks in restorative dentistry



Dr Erik-Jan Muts

Full day 9.00am-5.00pm



Synopsis

During this full-day hands-on course, a unique collection of practical tips and techniques for everyday clinical use will be shared and practised. The programme covers topics ranging from basic photography and rubber dam isolation to advanced matrixing and polishing protocols for direct composite restorations. Participants will learn evidence-based procedures for restoring both posterior and anterior teeth. In addition, you will become familiar with the resin infiltration technique and learn how to predictably manage enamel defects. Prepare yourself for valuable new insights and practical tools designed to enhance your restorative workflow!

Learning objectives

1. Understand the fundamentals of rubber dam isolation.
2. Understand the principles of biomimetic dentistry.
3. Learn and perform the occlusal stamp technique.
4. Learn and perform the matrix-in-matrix technique for deep carious lesions.
5. Learn how to predictably close anterior diastemas.
6. Learn how to apply the resin infiltration technique and combine it with direct composite restorations.

Saturday, April 25

Ortho restorative dentistry for your everyday patients



NEW
SATURDAY,
APRIL 25

Dr Tif Qureshi

Full day 9.00am-5.00pm



KULZER
MITSUI CHEMICALS GROUP

This year we have a new addition to the programme with a hands-on course taking place on Saturday, April 25.

This unique programme will prove how carrying out combined simple, direct restorative bonding and planned orthodontics can provide safe, aesthetic and long-term functional dentistry that is accessible to many more patients. With plenty of hands on, it will cover the functional benefits of the interceptive treatment of wear, and principles of the alignment, bleach, bonding concept – creating simpler, safer and more affordable realistic options for many more patients that can be carried out by any dentist. It will also look at how aligner design and trim height can massively influence outcomes. It will look at how to create a diagnosis-based prescription for better control of outcomes and function of ortho cases. We will also cover how we can integrate the Dahl principle into everyday ortho-restorative dentistry. Ultimately, the use of these techniques can preserve patients' teeth for many years, and Dr Tif Qureshi will highlight many examples of this with extensive document and long-term follow-up over 25 years.

Upon completion of this course, each delegate will be able to:

1. Understand the effect of continued tooth movement, slow occlusal changes and a constricting envelope of function, and how to communicate this hands on, with your patients, through a modified daily dental examination.
2. Fully control the planning protocols of simple occlusion-driven anterior alignment digital arch evaluation, to protect guidance, and how to control this through a proper diagnosis-based prescription.
3. Execute seamless and strong reverse triangle edge bonding as a viable non-invasive aesthetic and functional tool for cosmetic dentistry and occlusal treatment via the Dahl principle.
4. Understand how align, bleach and bond can totally change the way we approach and maintain all cases, not just cosmetic ones.
5. Understand and choose aligner design that can change predictability and number of attachments, and affect certain movements.





Step into the world of Haleon HealthPartner

Join us at the Haleon Stand (Stand GO4), to learn more about our specialty oral care brands Sensodyne, Corsodyl and Pronamel. Say hello to our team and pick up a goody bag while they last.



Patient care resources



Educational resources



Webinars and news

Discover our speciality oral care brands



Scan for access to Haleon HealthPartner:



Conference programme

Friday, April 24

Time	Programme 1 – Green Room A	Programme 2 – Green Room B
	VENUE	HALL 2
9.00am-10.00am	Drs David Gerdolle and Céline Higton <i>Posterior adhesive restorations: precision, skill, and the secret to lasting success</i>	Dr Siobhan Lucey <i>Caries & MIH – practical management for the paediatric patient</i>
		HALEON
10.00am-11.00am	Dr Kreena Patel <i>The endodontic management of cracked teeth</i>	Prof. Avi Banerjee <i>The future is minimum intervention oral care (MIOC): strategies for managing caries in primary care</i>
		
11.00AM-11.30AM TEA/COFFEE		
11.30am-12.30pm	Dr Justin Moloney <i>Dos and don'ts of molar extraction</i>	Drs David Gerdolle and Céline Higton <i>Direct or indirect: mastering aesthetics and patient-centred choice in anterior restorations</i>
12.30pm-1.15pm	 Dr Andrew Bolas <i>Oral radiology: an A to Z for general practitioners</i>	Drs Advan Moorthy and Mark McLaughlin <i>Periodontic-prosthodontic multidisciplinary care</i>
		
1.15PM-2.15PM LUNCH		
2.15pm-3.15pm	Dr Erik-Jan Muts <i>Infiltration in daily practice</i>	Prof. Avi Banerjee <i>Biomimetic restorative dentistry: bridging adhesive science and clinical excellence in caries management</i>
		
3.15PM-3.45PM TEA/COFFEE		
3.45pm-4.30pm	Dr Robert Kelly <i>10 steps to avoid a heart attack</i>	Prof. Raj Rattan <i>AI: the past, present and future</i>
		
4.30PM COSTELLO MEDAL WINNER ANNOUNCED		
		4.40PM PROF. CIARAN O'BOYLE <i>Psychological coping strategies for a challenging world</i>









Saturday, April 25

9.15am-10.00am	<i>Diet and oral health of elite athletes</i>	Dr Annie Hughes
10.00am-11.00am	<i>Digital photography</i>	Dr Ambrish Roshan
11.00AM-11.30AM COFFEE		

Time	Programme 1	Programme 2
VENUE	HALL 1	HALL 2
11.30am-12.15pm	Dr Catriona Kiernan <i>Facial aesthetics: insights, tips and lessons learned</i>	Dr Tom Barry <i>Nobody but dentists think of the teeth!</i> 
12.15pm-12.45pm	Dr Dermot Canavan <i>Incorporating TMD therapies into your general practice – an opportunity to enhance patient care</i>	Dr Ian Danaher <i>Aligner orthodontics in general practice</i>
12.45pm-1.15pm	Ms Kim Cusack <i>How physiotherapy can assist in the management of TMD</i>	
1.15PM-2.15PM LUNCH		

Dental Nurses/Team Day

Saturday, April 25

9.30am-11.00am	Darren Bowers and Jim Way, Medray <i>Equipment – daily care and maintenance</i>	
11.00AM-11.30AM TEA/COFFEE		
11.30am-12.15pm	Holly Dickson, Dentisan <i>Infection control in dentistry</i>	 
12.15pm-1.00pm	Dr Andrew Bolas <i>Oral radiology for dental nurses</i>	 
1.00PM-2.00PM LUNCH		
2.00pm-2.30pm	Dr Michaela Dalton <i>Medical emergencies – an update</i>	
2.30pm-3.15pm	Dr Noel Kavanagh, Dental Protection <i>Communication for the dental nurse</i>	 

Conference programme

Thursday, April 23

Welcome Dinner 2026

Join us for an evening of fun, food and drinks at our Learning by the Lakes Welcome Dinner. Taking place at the nearby Tan Yard restaurant, the evening will commence with a cocktail, followed by dinner, wine and entertainment. We are delighted to announce that the amazing violinist of musical group Biird, Nicole Lonergan will provide after-dinner entertainment, along with some other surprises! It's an evening not to be missed, and some real Kerry hospitality awaits. All sponsors, delegates, team members, spouses and friends are welcome to attend. Tickets are €80 each. To book go to www.dentist.ie and click 'BOOK CPD'.



Friday, April 24

Annual Conference Dinner



The Annual Conference Dinner will take place on Friday, April 24 at the Great Southern Hotel. The evening will commence with a drinks reception, followed by dinner with wine and an after-dinner DJ – an ideal excuse to dust off the tuxedos and ball gowns (dress code: black tie), and hit the dancefloor. All are welcome to



attend. This is always a great night of meeting colleagues, both old and new, and celebrating in style!

All sponsors, delegates, team members, spouses and friends are welcome to attend. Tickets are €110 each. To book go to www.dentist.ie and click 'BOOK CPD'.

Saturday, April 25

Past Presidents Lunch

The Past Presidents Lunch this year will take place on Saturday, April 25 at 1.00pm at the Great Southern Hotel, Killarney.



President's golf

The President's golf competition will take place at Killarney Golf and Fishing Club (Mahony's point course) on Thursday, April 23 from 10.00am. Play is in three-balls. As well as conference delegates, all exhibitors are welcome to play.

Only delegates registered for the conference are eligible to win the President's Prize. Exhibitors are invited to play for the *JIDA* Cup, sponsored by Think Media, publishers of the *JIDA*.



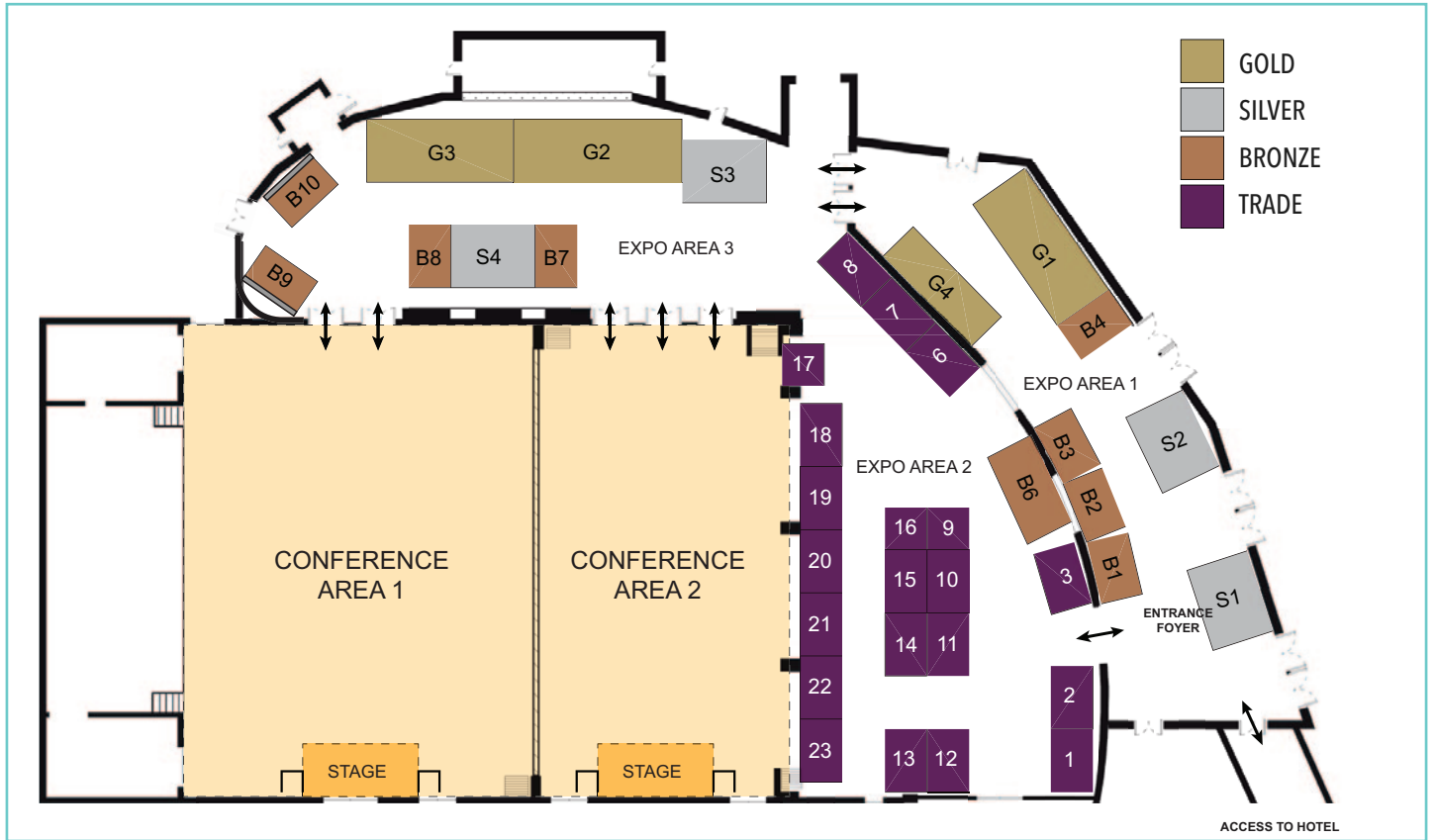
Dr Tony Costello Medal

The Costello Medal is awarded to a student or students from one of the dental schools each year, on the Friday of the conference. This competition will be judged on a table demonstration or poster demonstration of not more than 10 minutes' duration, on a subject applicable to general dental practice. The Irish Dental Association will provide a grant for each demonstration.

Sydney Goan and Grave Feighan, fourth year dental students at Dublin Dental University Hospital and winners of the Costello Medal 2025 are pictured with Mr Tony Costello, grandson of Dr Tony Costello.



Conference trade show map



Omega Financial

17.5% DISCOUNT

INCOME PROTECTION
Specially created for dentists

Key Benefits:

- Tax relief on premiums
- Deferred periods from 4 to 52 weeks
- Replacement income up to 75% of your earnings
- 17.5% discount for all IDA members

Suite 31, Beacon Court, Dublin 18 omegafinancial.ie 012938554

List of exhibitors

Gold

- G1 Bank of Ireland
- G2 Colgate
- G3 DMI
- G4 Haleon

Silver

- S1 Henry Schein
- S2 VOCO
- S3 Dentsply Sirona
- S4 Straumann

Bronze

- B1 Dürr Dental
- B2 Medisec
- B3 Dentisan
- B4 Pamex
- B6 NSK
- B7 Omega Financial Management
- B8 Kulzer
- B9 Clonmel Healthcare
- B10 DMG Dental

Trade

- 1 Initial Medical
- 2 Handpiece Harry
- 3 Karma Sales & Services
- 6 Dental Protection
- 7 TePe
- 8 Southern Cross Dental
- 9 SDI Dental
- 10 DeCare Dental
- 11 Moore Wealth Management
- 12 Listerine
- 13 Oral B
- 14 Solventum
- 15 GC United Kingdom Ltd
- 16 Q-Sip
- 17 Total Dental Ireland
- 18 McDowell + Service
Dental Laboratory
- 19 MedAccount Services
- 20 Coltene
- 21 Gallagher
- 22 Orascope
- 23 Medray

IDA Certificate in Practice Management – Saturday, April 25 Great Southern Hotel, Killarney



SPECIAL
DISCOUNTED
PRICE – €100
UNTIL MONDAY,
MARCH 2



The IDA is delighted to bring you the inaugural IDA Certificate in Practice Management.

This dedicated day-long course will take place on Saturday, April 25, at the Great Southern Hotel from 9.30am to 4.00pm, and is sponsored by Dental Care Ireland.

9.00AM WELCOME


9.00am-10.00am

Lindi Barber, Head of Operations
and Vicky Turner, Clinical & Compliance Officer, Dental Care Ireland
Practice management – key success factors



10.00am-10.30am

Dr Michaela Dalton
Medical emergencies and drugs update



10.30am-11.00am

Dr Andrew Bolas
HIQA inspections – do you think you're ready?



11.00AM-11.30AM TEA/COFFEE

11.30am-12.30pm

Voltedge HR Consultants
HR and employment issues

12.30pm-1.00pm

Roisín Farrelly, IDA
Contracts, compliance, and how the IDA can help



1.00pm

Dental Care Ireland
A word from our sponsor



1.00PM-2.00PM LUNCH

2.00pm-2.15pm


Martha Sheridan, Gallagher Insurance
Are we covered? Insurance checklists for dental practices

2.15pm-3.00pm

Lisa Grogan
Social media success in dental clinics

3.00pm-3.45pm

Lisa Grogan
Leading high-performance teams and culture



TO BOOK AND FOR FULL PROGRAMME, GO TO WWW.DENTIST.IE OR EMAIL LINDA@IRISHDENTALASSOC.IE

Because so many rely on you...



Dental Consumables



Dental Equipment



Business Solutions



Technology Solutions

You can rely on us

Rely on Henry Schein's network of trusted advisors to help take care of your business, so you can focus on taking care of your patients.



smilers® dentally



Visit Henry Schein Ireland at stand S1 at the IDA, AGM 23 - 25 April 2026

GrandISO Unlimited

Makes every wish come true

4 mm universal composite in 5 cluster-shades

- **Universal:** For anterior and posterior region
- **No layering:** up to 4 mm increment thickness
- **Highest stability:** 91% filler content
- **Excellent aesthetics:** Outstanding polishability
- **5 Cluster-Shades:** Cover all 16 VITA® classical shades



For our full product range scan here

Please visit Drazen Baotic at stand S2



VOCO

THE DENTALISTS



Prof. Avi Banerjee

Chair of Cariology & Operative Dentistry, Hon. Consultant, Restorative Dentistry, King's College London, Guy's & St Thomas' Hospitals Foundation Trust, London, UK

The future is minimum intervention oral care (MIOC): strategies for managing caries in primary care

In the first of his two lectures, Prof. Banerjee, a globally renowned expert in Cariology & Operative Dentistry from King's College London, will outline and describe the team-delivered, person-focused, prevention-based and susceptibility-related MIOC delivery approach to optimising modern caries management in primary care. He will discuss clinical guidelines that are useful for the whole oral healthcare team and provide clinical examples of case management using phased personalised care pathways.

Biomimetic restorative dentistry: bridging adhesive science and clinical excellence in caries management

In his second lecture Prof. Banerjee will outline and discuss the contemporary alternative bio-interactive materials that can be used to restore deep cavities that are close to the pulp. He will mix scientific and clinical evidence to guide the primary care practitioner through the principles of direct cavity restoration as part of minimally invasive deep caries management.



Dr Tom Barry

Consultant Oral & Maxillofacial Surgeon, Galway University Hospital/Saolta University Healthcare Group, Honorary Senior Lecturer, University of Galway

Nobody but dentists think of the teeth!

Learning objectives

- Describe the pharmacology of bisphosphonates.
- Explain their mechanism of action, indication (e.g., osteoporosis, metastatic bone disease) and routes of administration.
- Distinguish medication-related osteonecrosis of the jaw (MRONJ).
- Identify the diagnostic criteria, clinical features and staging | of MRONJ.
- Recognise early signs and symptoms of dental practice.
- Identify risk factors of MRONJ.
- Assess patient-related, medication-related, and procedure-related risk factors.
- Evaluate how duration of the therapy, comorbidities, and concomitant medications influence risk. Assess dental patients taking bisphosphonates.
- Assess medical and surgical suspected or confirmed MRONJ.



Dr Andrew Bolas

Oral Surgeon, National Oral Health Office, HSE

Oral radiology: an A to Z for general practitioners

Learning outcomes

- The lecture aims to cover the common dental pathologies that can present to the general dental practitioner, and how they might appear on dental radiographs. Common radiographic appearances can often be used to aid in coming to a diagnosis, and by using simple question-based approaches, the practitioner can formulate a provisional diagnosis and either treat the condition or arrange the appropriate referral. Even the weird and the wonderful present to general practitioners, and this talk aims to cover many of these between A and Z.
- Practitioners will gain a better understanding of the radiographic appearances of dental and systemic pathology through a logical approach to reading the radiograph and the information it contains.



Dr Dermot Canavan

BDentSc MGDS (Edin), MS (UCLA), Clinical Cert in Orofacial Pain Management (UCLA), Cert Cons Sed (TCD)

Incorporating TMD therapies into your general practice – an opportunity to enhance patient care

Learning objectives

- Understand the full scope of TMD issues that dentists may see in general practice.
- Review and understand patient assessment procedures.
- Understand what is required to provide high-quality care for TMD patients.
- Appreciate what new treatments are now available for more complex TMD patients.

Speakers



Ms Kim Cusack
*Facial Physiotherapist,
Dublin*

How physiotherapy can assist in the management of TMD

Learning objectives

- Understand the role of cervical spine dysfunction, chronic overlapping pain conditions and psychosocial factors in perpetuating and maintaining TMD.
- Recognise clinical indicators for physiotherapy referral and how collaborative care can improve outcomes in TMD patients.
- Explore treatment approaches for TMD, including exercise therapy, manual therapy and pain education.
- Explore how physiotherapy can support dental interventions, reduce symptom recurrence and enhance long-term patient outcomes.



Dr Ian Danaher
GDP, Limerick

Aligner orthodontics for the general practitioner

Aligner orthodontics has become commonplace in general practice. Are general dentists fully equipped to manage both the clinical and patient-centred challenges that inevitably arise through orthodontic treatment? This lecture aims to explore the current landscape of aligner treatment, patient selection, patient compliance and expectations, common pitfalls, as well as tips and tricks for successful aligner orthodontic treatment.




Dr Catriona Kiernan
Facial Aesthetics Practitioner

Facial aesthetics: insights, tips, and lessons learned

Aims and objectives

- Understand how to integrate facial aesthetics into a full-time dental schedule.
- Identify what to look for in a high-quality facial aesthetics training programme.
- Appreciate the true costs involved, including VAT, product pricing, insurance, consumables and time.
- Learn how to start slowly and safely, building services gradually (toxin, fillers, skin boosters).
- Develop effective consultation strategies, including charging for consultations and setting boundaries.
- Recognise the importance of patient reviews, follow-up appointments, but not 'top-ups'.
- Understand key clinical nuances, including toxin selection, dosing strategies, and muscle atrophy concerns.
- Apply business principles to aesthetics, including profitability analysis and clinic scheduling.
- Explore marketing strategies that feel authentic, including social media, websites and CRM systems.
- Appreciate the value of community, mentorship and knowing when and whom to ask for help.



Dr David Gerdolle, GP
Private Practice, Montreux, Switzerland

Dr Céline Higton

Assistant Professor, University of Pennsylvania School of Dental Medicine


Direct or indirect: mastering aesthetics and patient-centred choices in anterior restorations

Synopsis

This lecture examines the decision-making process between direct and indirect anterior restorations, with a focus on achieving ultimate aesthetics while addressing patient needs realistically. It covers effective diagnostic capture using photography, video, models, and smile design, alongside core aesthetic parameters of position, shade, and shape. Patient-related factors such as oral hygiene, health, age, and parafunction are integrated into treatment planning. The session outlines key considerations for indirect restorations, including planning, laboratory communication, material choice, and preparation/fit, as well as for direct restorations, focusing on shade selection, translucency, substrate, anatomical form, and surface characterisation.

Possible learning objectives

- Assess when to choose direct versus indirect anterior restorations for optimal aesthetic outcomes.
- Apply effective diagnostic and communication techniques to align patient expectations with clinical possibilities. Integrate patient-specific factors into treatment planning.
- Implement key steps for achieving aesthetic success in both direct and indirect anterior restorations.



Dr David Gerdolle

Private Practice, Montreux, Switzerland

Dr Céline Higton

Assistant Professor, University of Pennsylvania School of Dental Medicine

Posterior adhesive restorations: precision, skill, and the secret to lasting success

Synopsis

This presentation explores the longevity of adhesive posterior restorations, whether direct composites or indirect onlays. The focus shifts from the choice of technique to the clinician's ability to achieve optimal durability through precise execution. Key factors influencing long-term success include adhesion quality, resistance of residual dental tissues and restorative materials, anatomical accuracy, and the creation of durable, well-sealed margins. Rather than relying solely on materials or equipment, the emphasis is on the operator's skill, determination, and attention to detail, offering a clear and uncompromising guide to best practices in achieving long-lasting posterior adhesive restorations.

Learning objectives

- Distinguish clinical considerations for direct versus indirect adhesive restorations.
- Identify factors that most influence the longevity of posterior adhesive restorations.
- Apply strategies to optimise adhesion, resistance, anatomical form, and marginal integrity.
- Recognise the role of operator precision and technique in long-term restorative success.



Dr Robert Kelly

Consultant Cardiologist, Beacon Hospital, Lifestyle Medicine Expert, TEDx Speaker, and Author

10 steps for you to avoid having a heart attack or even a second heart attack

Dentists have high stress levels, akin to the corporate finance world. This increases heart attack risk and premature death, even strokes, at a young age. In this talk I will share 20 years of small steps that you can apply to your daily life to protect your heart now and for the future.



Dr Siobhan Lucey

Consultant, Paediatric Dentistry, Cork University Dental School and Hospital

Caries & MIH – practical management for the paediatric patient

Synopsis

The presentation will cover contemporary management of caries and molar incisor hypomineralisation (MIH) for the paediatric dental patient. These common conditions may be encountered on a daily basis by the dental team. Topics covered will include prevention and caries arrest strategies, operative treatment, and non-restorative caries treatment approaches. Management will focus on simple, child-friendly options to facilitate positive dental experiences for our young patients.

Learning objectives

- After attending this presentation, the attendee should be able to:
- apply a variety of strategies for prevention and arresting caries in children and young people;
 - understand the application of the biological approach in the management of caries and MIH for paediatric dental patients; and,
 - discuss the various treatment strategies for managing these conditions in general dental practice.



Dr Mark McLaughlin

Practice Limited to Periodontics, Dublin

Periodontic-prosthetic multidisciplinary care

Through case-based learning, this lecture will aim to explore how a team-based approach for periodontal and prosthetic care can be advantageous in achieving reliable, biologically healthy, and aesthetically pleasing results for patients.

Speakers



Dr Justin Moloney

*Oral Surgeon,
Dublin*

Dos and don'ts of molar extraction

Synopsis

Contrary to what we were taught in the 1980s, dental disease has not been eliminated. For example, there is still a strong need for the extraction of teeth and the provision of dentures. Even in a pristine dentition, teeth can fracture and become unrestorable. Extracting molar teeth can be challenging. This presentation will go through the assessment, diagnosis and planning for molar extraction. It will then describe the surgical mechanics of removing molar teeth in a predictable and efficient way

Learning outcomes

- Attendees at this lecture will have an enhanced knowledge of the of extraction molar teeth, from the initial assessment to the surgical procedure and including aftercare with a word on socket grafting.



Dr Advan Moorthy

*Practice Limited to Prosthodontics,
Dublin*

Periodontic-prosthodontic multidisciplinary care

Through case-based learning, this lecture will aim to explore how a team-based approach for periodontal and prosthodontic care can be advantageous in achieving reliable, biologically healthy, and aesthetically pleasing results for patients.



Dr Erik-Jan Muts

*Prosthodontist (Fellow of the European
Prosthodontic Association)*

Infiltration in daily practice

Enamel infiltration is designed to reduce the progression of primary caries lesions and with great success. But, as soon as this protocol is used for the aesthetic treatment of developmental defects of enamel, the outcome is not always as predictable as it should be for its use in daily practice. During this lecture, the clinician will learn how to adjust the protocol based on diagnosis, transillumination and histology, and, last but not least, how to achieve the best aesthetic results in daily practice, combining infiltration with micro-abrasion, bleaching and composite bonding.

Learning objectives

- You will be able to diagnose different enamel defects and you will be aware of the most important characteristics.
- You will be familiar with the infiltration concept and know how to apply this technique within development defects of enamel.
- You will be able to combine different treatments, like: micro-abrasion; bleaching; infiltration; and, composite bonding, for the best aesthetic results.
- You will understand where to adjust the original protocol and why.



Dr Kreena Patel

*Specialist in Endodontics, Private
Practice, South London and Reading*

The endodontic management of cracked teeth

Cracked teeth present one of the most challenging diagnostic and management dilemmas in modern endodontics. This lecture will explore the full spectrum of tooth cracks – from benign craze lines to unrestorable vertical root fractures – and provide a structured approach to identifying, diagnosing and managing these cases.

Learning objectives

- Understand the aetiology and current classification of tooth cracks and fractures.
- Perform a structured diagnostic workflow.
- Understand the benefits and limitations of CBCT interpretation.
- Understand the management pathways for vital and non-vital cracked teeth, and fractured cusps.
- Communicate risks, uncertainties and prognostic considerations clearly as part of informed consent.
- Understand the current evidence surrounding management to optimise tooth survival.



Prof. Raj Rattan MBE

Director, Dental Protection

AI: the past, present and future

In this session, Prof. Raj Rattan will explore how ideas that began in the realm of science fiction have evolved into the AI systems that are shaping and will shape our profession.

We'll look at where AI has come from, where it currently adds value in clinical practice, and where its future trajectory may take us – including the opportunities, risks, ethical questions, and regulatory challenges that lie ahead. The aim is to review AI's potential, and its pitfalls.



Prof. Ciaran O'Boyle

Emeritus Professor, RCSI Centre for Positive Health Sciences, Professor of Psychology

Psychological coping strategies for a challenging world




Dr Annie Hughes

Practice Limited to Prosthodontics, Dublin

Diet and oral health of elite athletes

Learning objectives

- Describe the relationship between sports nutrition practices and oral health in elite athletes, based on research conducted in collaboration with Sport Ireland.
- Identify practical strategies clinicians can use to reduce the risk of dental disease in athletes.



Dr Ambrish Roshan, GDP, Dublin

Practice Limited to Prosthodontics, Dublin Diet and Oral Health of Elite Athletes

Digital photography



Connected Dentistry Solutions

One patient.
One seamless digital workflow
for all your treatments.

- Digital Implant Workflows
- Digital Orthodontics
- CEREC® In-house manufacturing
- Digital Endodontics and more...



Connect with us at the 2026 IDA Annual Conference

www.dentsplysirona.com




**UNLEASH
YOUR POWER**

Straumann® iEXCEL, the performance system
that empowers dental heroes.



iEXCEL*
STRAUMANN® PERFORMANCE SYSTEM





VISIT DMI AT THE IDA ANNUAL CONFERENCE

STAND G3



SCAN, DESIGN & PRINT

Try out scanners & 3D printers on the stand



UNODENT CONSUMABLES

Everyday low prices with our own brand product range



HANDPIECE DISPLAY

Browse our wide selection of handpieces



MEDFX AESTHETICS

Distributed in Ireland by DMI

EXCLUSIVE CONFERENCE OFFERS

Our Partners include:



It's time to talk to Medisec about **dental indemnity insurance**

At Medisec, our promise is to look after our members while they look after their patients.

Through our relationship with MedPro, we can arrange outstanding occurrence professional indemnity insurance for dentists.

Switching is easy – just visit our website or contact our membership advisors for more information and assistance.

All coverage subject to business approval.

Call **01 661 0504**
or visit **medisec.ie**



Berkshire Hathaway European Insurance DAC trading as MedPro. Insurance products are underwritten by Berkshire Hathaway European Insurance DAC. Berkshire Hathaway European Insurance DAC is a Private Company Limited by shares, non-life insurance company, with registered office 2nd Floor, 7 Grand Canal Street Lower, Dublin D02 KW81, Ireland and regulated by the Central Bank of Ireland, Company Registration No. 636883; VAT No. 3583603. Medisec Ireland CLG (trading as Medisec Ireland) is regulated by the Central Bank of Ireland. Medisec's risk, education and medico-legal advisory services are not regulated by the Central Bank of Ireland.

Your experts in dental infection prevention and control

Come and see us at **Stand B3**



dentisan.co.uk

[wearedentisan](#)

Part of the Getinge group **GETINGE**

VistaScan MiniView 2.0... a helping hand, that gives you ultimate control



Ground breaking features on the VistaScan MiniView 2.0 will support your diagnosis.

Automatic image rotation, teeth numbering and plate life analysis are just some of the capabilities of this dynamic new scanner.

For more information visit www.duerrdental.com/en/products/imaging/

@duerr_dental_uk Duerr Dental UK

Perio **KIN** Hyaluronic 1% Gel



THE 1% THAT CHANGES EVERYTHING



For More Info:



- Optimal Bio-adhesiveness
- Chlorhexidine DG: 0.20%
- Hyaluronic acid: 1%

Distributed by: Pamex Limited, Moneen Business Park, Castlebar, Co. Mayo. F23 RX24. Ireland
Contact: sales@pamex.ie



ALL DELEGATES MUST REGISTER ONLINE FOR THE CONFERENCE.

Please go to www.dentist.ie and click 'BOOK CPD' to book your preferred courses.

If you are a non-member, you will have to register a new account on our system.

If you are having any difficulties, please email linda@irishdentalassoc.ie.

PRE-CONFERENCE/HANDS-ON COURSES – THURSDAY, APRIL 23			MEMBER	NON-MEMBER
Endodontics	Drs Jane O'Regan and Bob Philpott	Full day	€650	€1,300
Restorative	Drs David Gerdolle and Céline Higton	Full day	€650	€1,300
Implants	Drs Advan Moorthy and Mark McLaughlin	Half day (afternoon)	€295	€590
Infiltration in daily practice	Dr Erik-Jan Muts	Full day	€650	€1,300

HANDS-ON PRACTICAL COURSES – SATURDAY, APRIL 25			MEMBER	NON-MEMBER
Ortho restorative dentistry	Dr Tif Qureshi	Full day	€650	€1,300
Practice managers programme		Full day	SPECIAL OFFER: €100 until Monday, March 2	€195
Dental team programme		Full day	SPECIAL OFFER: €100 until Monday, March 2	€160

MAIN CONFERENCE – SATURDAY, APRIL 25		MEMBER	NON-MEMBER
Full conference Friday and Saturday		€425	€850
One day only		€300	€600
Undergraduate dental student		FREE	FREE
Post-graduate student		€250	€500
New graduate or year two (as per IDA membership categories)		€300	€600
Dental team/nurses programme member until Monday, March 2		€100	€160 after March 2

SOCIAL PROGRAMME	
Welcome evening – Thursday, April 23	€80 per person
Annual Dinner – Friday, April 24	€110 per person
Golf Thursday – Thursday, April 23	€70 per person

The above prices are valid until March 2, after which time prices will increase by €50.

INTERNATIONAL VISITORS

If you are an international dentist and you are a member of your home country's dental association, we will offer you the IDA members' rate to attend the conference.

Accommodation



The Great Southern Hotel is in the heart of Killarney town, and within walking distance of many hotels, B&Bs and guesthouses.

Please contact your hotel of choice directly to book accommodation.

Great Southern Hotel, Killarney

www.greatsouthernkillarney.com

+353 (0)64 663 8004 or email reservations@greatsouthernkillarney.com

€235 single occupancy per night

€245 double occupancy per night

Killarney Plaza Hotel

www.killarneyplaza.com

+353 (0)64 662 1100

€189 per Classic Twin/Double Room per night

€174 per Classic Double room for single occupancy per night

To avail of the above rates, either call the hotel directly or go to www.killarneyplaza.com and use the promo code IDA26.

Getting to and from Killarney

Train

The train station is right beside the conference venue. Many daily trains go from Dublin to Killarney, and the journey is approximately three hours and 15 minutes. Please see www.irishrail.ie for all timetables.

Fly

There are daily flights from Dublin to Kerry Airport. Dublin Airport to Killarney is approximately a four-hour drive. Shannon Airport is approximately a two-hour drive. Kerry Airport is a 20-minute drive from the conference venue.

Bus

There are daily buses from Dublin and Cork to Killarney.





Effective treatment for MIH, including in young patients!

New perspectives for complex lesions?

DMG's new validated and systematic treatment concept offers a predictable, aesthetic, and minimally invasive solution for young and adult patients.

Introductory offer!
Try the Icon Bleaching Bundle* for €116.45 (save €39.20) ex VAT.

*Bundle includes Icon Patient Kit, 5%, 10% or 16% CP Flairesse Bleaching Gel (5ml syringe) and 3D-printed bleaching trays

- 1** Precision-fitted DentaMile Bleaching tray
- 2** Flairesse Bleaching Gel for optimum preparation
- 3** Infiltration with Icon Vestibular

Offer cannot be used in conjunction with any other promotion. Orders must be placed with our distribution partner DMI. Orders must be placed by 25 May 2026.

A smile ahead together **DMG**

KULZER VIVIDA

A BEAUTIFUL SMILE CAN BE SO EASY

HPS TECHNOLOGY SUPERIOR

- ✓ Room temperature storage
- ✓ Minimized hypersensitivity
- ✓ Just 15–30 min per day



HOME KIT WHITENING
6% HYDROGEN PEROXIDE SUPERIOR

FIND US ON STAND B8
ryan.maguire@kulzer-dental.com
Tel: +44 (0) 7825 343920

© 2026 Kulzer Ltd. All Rights Reserved

Easolief DUO

PARACETAMOL

IBUPROFEN



PHARMACY ONLY
Easolief DUO
500mg/150mg film-coated tablets
Paracetamol / Ibuprofen
DOUBLE ACTION PAIN RELIEF
24 FILM-COATED TABLETS

Easolief Duo 500mg / 150mg Film-coated Tablets. Contain paracetamol and ibuprofen. Medicinal product not subject to medical prescription. Supply through pharmacies only. A copy of the summary of product characteristics is available on request. PA0126/294/001. Clonmel Healthcare Ltd., Clonmel, Co. Tipperary. **Date prepared** November 2025. 1125/ADV/EAS/271H

CH CLONMEL HEALTHCARE STADA GROUP

NSK Create it

IDA
irish dental association

BRONZE SPONSOR



32 reasons to buy the new **Varios Combi Pro2**

FIND OUT MORE
Varios Combi Pro2

Join NSK on stands 4 & 5 to see the **NEW Varios Combi Pro2** in action

www.mynsk.co.uk

Are you aware of your patients' caries risk factors?



Zara, 61

Exposed roots



Josh, 16

Orthodontic appliances



Arthur, 73

Frequent snacking



Carole, 47

Prescription medications

Assess their caries risk, and consider recommending high fluoride to increase caries control¹



1.1% Sodium Fluoride

High fluoride at-home

Be confident prescribing Colgate® Duraphat®, the brand your patients know and trust*

*YouGov Omnibus for Colgate® UK, data on file June 2015. Claim applies only to the Colgate® brand. Reference: 1. Tavss et al. Am J Dent 2003;16(6):369-374.

Name of the medicinal product: Duraphat® 5000 ppm Fluoride Toothpaste. **Active ingredient:** Sodium Fluoride 1.1%w/w (5000 ppm F⁻). 1g of toothpaste contains 5mg fluoride (as sodium fluoride), corresponding to 5000ppm fluoride. **Indications:** For the prevention of dental caries in adolescents and adults 16 years of age and over, particularly amongst patients at risk from multiple caries (coronal and/or root caries). **Dosage and administration:** Brush carefully on a daily basis applying a 2cm ribbon onto the toothbrush for each brushing, 3 times daily, after each meal. **Contraindications:** This medicinal product must not be used in cases of hypersensitivity to the active substance or to any of the excipients. **Special warnings and precautions for use:** An increased number of potential fluoride sources may lead to fluorosis. Before using fluoride medicines such as Duraphat, an assessment of overall fluoride intake (i.e. drinking water, fluoridated salt, other fluoride medicines - tablets, drops, gum or toothpaste) should be done. Fluoride tablets, drops, chewing gum, gels or varnishes and fluoridated water or salt should be avoided during use of Duraphat Toothpaste. When carrying out overall calculations of the recommended fluoride ion intake, which is 0.05mg/kg per day from all sources, not exceeding 1mg per day, allowance must be made for possible ingestion of toothpaste (each tube of Duraphat 500mg/100g Toothpaste contains 255mg of fluoride ions). This product contains Sodium Benzoate. Sodium Benzoate is a mild irritant to the skin, eyes and mucous membrane. **Undesirable effects:** Gastrointestinal disorders; Frequency not known (cannot be estimated from the available data); Burning oral sensation. Immune system disorders; Rare (>1/10,000 to <1/1,000); Hypersensitivity reactions. **Legal classification:** POM. **Marketing authorisation number:** PA22581/001/001. **Marketing authorisation holder:** Colgate-Palmolive A/S, Sundkrogsvej 11, 2100 København Ø, Denmark. **Recommended retail price:** €9.36 (51g tube). **Date of revision of text:** July 2024.

